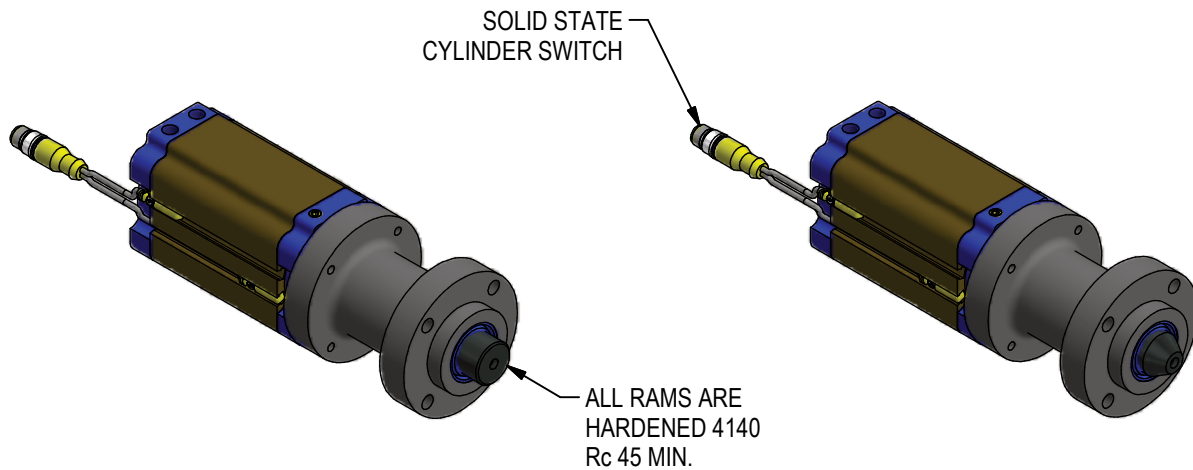


BP2 LOCKOUT PIN



FLAT NOSE OPTION SHOWN
FOR LOCKOUT APPLICATIONS

CONICAL NOSE OPTION SHOWN FOR LOCKOUT
AND LOCATIONAL APPLICATIONS

LOCKOUT PIN FEATURES

PNEUMATIC, DOUBLE ACTING RETRACTABLE PIN
OPTIONAL SPRING EXTEND (AIR LOSS TRIGGERS
MECHANICAL SPRING EXTENSION)
PNEUMATIC 50MM BORE INTEGRATED CYLINDER
2500 LBF LOCKOUT LOAD CAPACITY

LOCKOUT APPLICATIONS

TURNTABLES
TRUNNION FIXTURES
TURN-OVER UNITS
LIFTERS & SLIDES
SAFETY COMPLIANCE

RELEASED 6/28/17

ORDERING INFORMATION

NOTE: ALL BOXES MUST BE FILLED IN FOR A COMPLETE PART NUMBER

B	P	2	N			X						
---	---	---	---	--	--	---	--	--	--	--	--	--

Stroke _____

- 025** 25mm Stroke
- 050** 50mm Stroke

Cylinder _____

- 01** Welker 50mm Bore w/ NPT ports
- 02** Welker 50mm Bore w/ G ports

Pin Nose _____

- 1** Conical
- 2** Flat

Spring Extend _____

- 0** No spring
- E** Spring Extend

Switch _____

- 00** No switch
- L0** See Welker Cylinder Switch Chart

Precision _____

- S** Standard Tolerance: Up to 1000 lbf ± .010" Axial Lash in extended position
To be used for Lock out Only
- H** High Locational Tolerance: Up to 500 lbf ± .005" Axial Lash in extended position
To be used as Lockout and Locate device

SPRING EXTEND OPTION "E": SPRING FORCE	
STROKE	ACTUATOR 01/02
25mm STROKE EXTENDED	30 LBF
50mm STROKE EXTENDED	20 LBF
FULLY RETRACTED	40 LBF

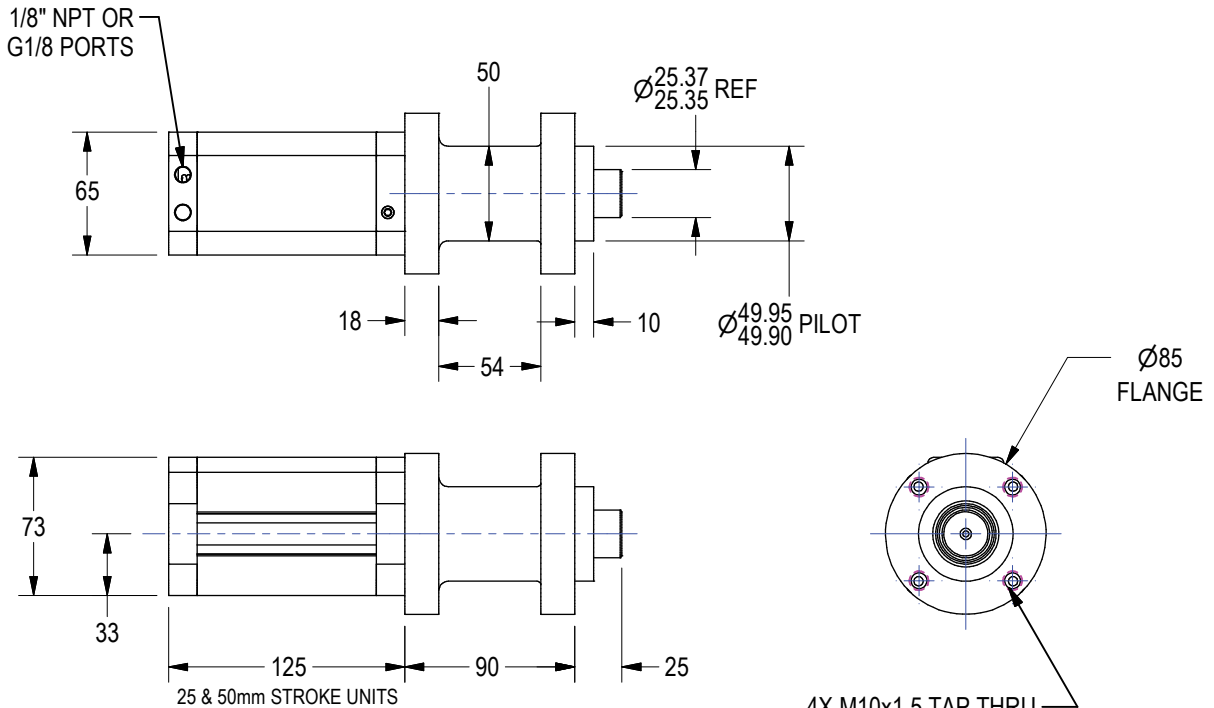
	Switch Option	Part Number	Manufacturer	Description
Cylinder Switches	L3	SWITCH L3 L3 sw itch is w eld field immune, comparable to World Sw itches	Welker	4-Wire, 4-Pin, DC (PNP) M12 X 1 Quick Disconnect
	L5	MK5113 (This is a single sensor sw itch: 2 sw itches are installed per cylinder)	ifm Efeactor	3-Wire, 4-Pin, DC (NPN) M12 X 1 Quick Disconnect

Standard Switch Option - All other options may affect price and delivery

(DO NOT SCALE DRAWING)

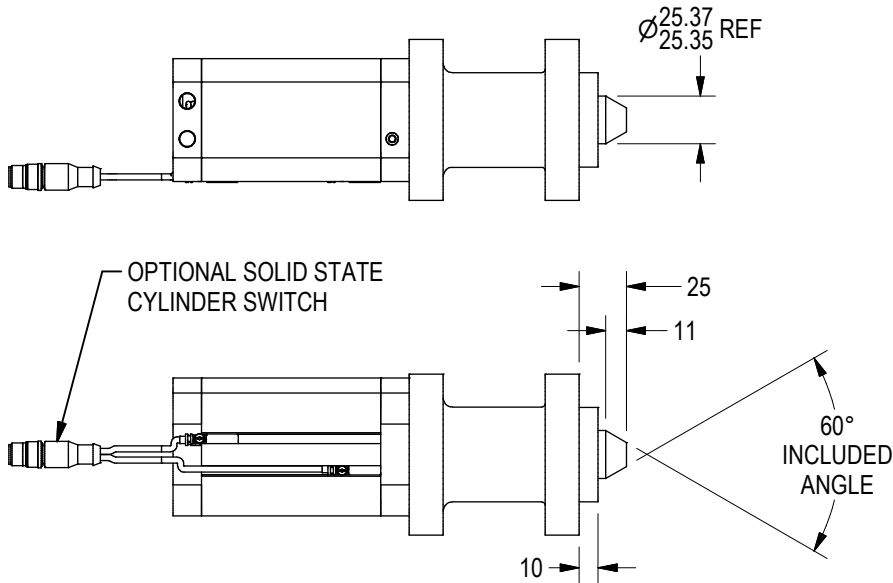


GENERAL DIMENSIONS



EVENLY SPACED ON A $\varnothing 70.00$ B.C.
(CLEARANCE FOR M8 SCREWS FROM FAR SIDE)

**FLAT PIN
RETRACTED POSITION**



**CONICAL PIN
RETRACTED POSITION**

NOTES:

- ALL RAMS ARE HARDENED 4140 Rc 45 MIN.
- CYLINDERS INCLUDE MAGNETIC PISTON
- OPTIONAL SPRING EXTEND
(AIR LOSS TRIGGERS MECHANICAL SPRING EXTENSION)

BP2 UNIT WEIGHT: 8.4 LBS.

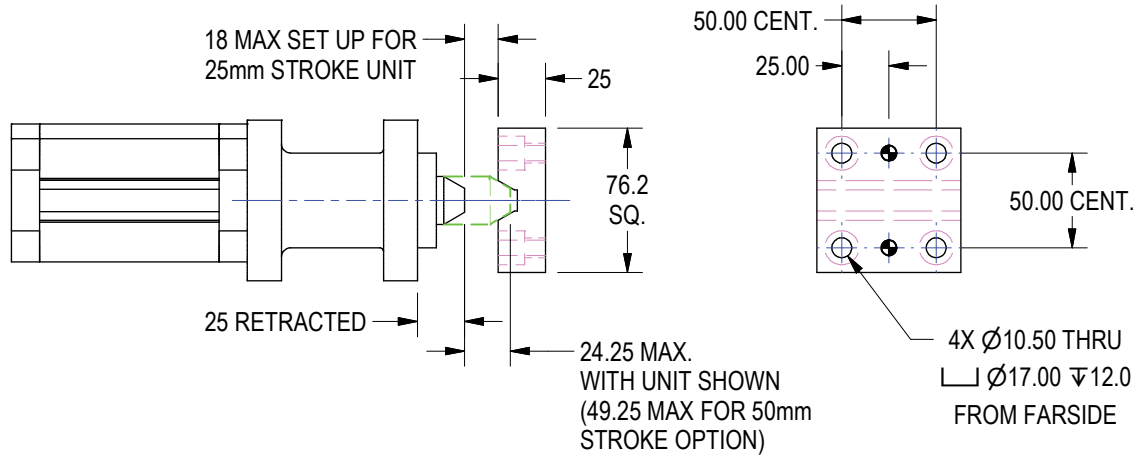
(DO NOT SCALE DRAWING)

WELKER
ENGINEERED PRODUCTS
248-528-2020 www.welkerproducts.com

BP2 RECEIVERS

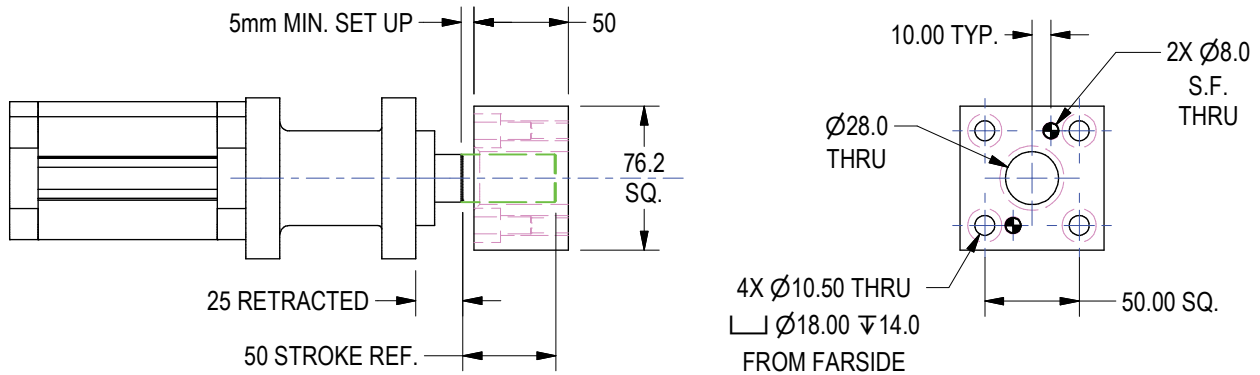
LOCATIONAL PIN RECEIVER (2-WAY)

ORDER AS #BP2NE90 FOR
CONICAL PIN NOSE OPTION "1"
CARB & HARDENED Rc 45-50



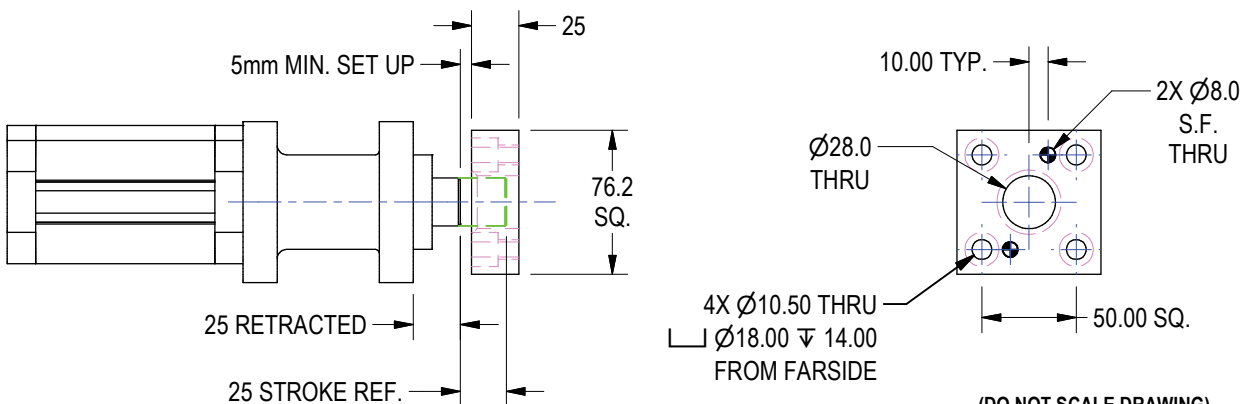
LOCKOUT PIN RECEIVER (CLEARANCE)

ORDER AS #BP2NE92 FOR
PIN NOSE OPTION "2"



LOCKOUT PIN RECEIVER (CLEARANCE)

ORDER AS #BP2NE95 FOR
PIN NOSE OPTION "2", 25mm STROKE



(DO NOT SCALE DRAWING)

WELKER
ENGINEERED PRODUCTS
248-528-2020 www.welkerproducts.com