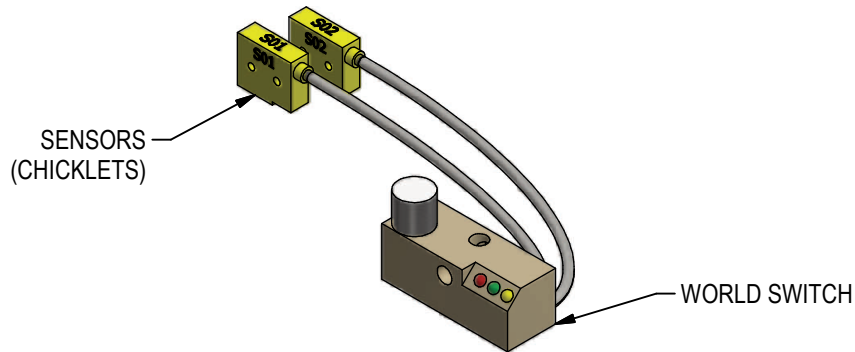


WORLD SWITCHES

WELD FIELD IMMUNE, AC or DC. SENSORS SET TO EXTEND OR RETRACT POSITION.
CHECK PRODUCT CATALOGS FOR AVAILABILITY



Order Number SO1 EXTEND / SO1 RETRACT	Part Number	Manufacturer	Description All switches Quick Disconnect
AE / AR	Ni2-Q6.5-AP6-0.1-FS 4.4X3/S304	Turck	4-Wire, 4-Pin, DC M12 X 1 (PNP)
BE / BR	Ni2-Q6.5-ADZ32-0.1-FSB 5.4X4/S304	Turck	4-Wire, 5-Pin, AC/DC 1/2-20 (N.O.)
CE / CR	Ni2-Q6.5-AN6-0.1-FS 4.4X3/S304	Turck	4-Wire, 4-Pin, DC M12 X 1 (NPN)
DE / DR	NBN2-F581-100S6-E8-V1	Pepperl & Fuchs	4-Wire, 4-Pin, DC M12 X 1 (PNP)
EE / ER	BES-Z02KR2-PSC20F-P100-S04-V	Balluff	3-Wire, 4-Pin, DC M12 X 1 (PNP)
HE / HR	Ni2-Q6.5-0.1-BDS-2AP6X3-H1141/S34	Turck	4-Wire, 4-Pin, DC M12 X 1 (PNP)
JE / JR	IN5374	Efector	3-Wire, 4-Pin, DC M12 X 1 (PNP)
SE / SR	Ni2-Q6.5-AP6-0.16-FS 4.4X3/S304	Turck	4-Wire, 4-Pin, DC M12 X 1 (PNP)
TE / TR	Ni2-Q6.5-ADZ32-0.16-FSB 5.4X4/S304	Turck	4-Wire, 5-Pin, AC/DC 1/2-20 (N.O.)
UE / UR	Ni2-Q6.5-AN6-0.16-FS 4.4X3/S304	Turck	3-Wire, 4-Pin, DC M12 X 1 (NPN)
VE / VR	NBN2-F581-160S6-E8-V1	Pepperl & Fuchs	4-Wire, 4-Pin, DC M12 X 1 (PNP)
WE / WR	BES-Z02KR2-PSC20F-P165-S04-V	Balluff	3-Wire, 4-Pin, DC M12 X 1 (PNP)
YE / YR	IN5375	Efector	3-Wire, 4-Pin, DC M12 X 1 (PNP)

Standard Switch Option - All other options may affect price and delivery

RELEASED 3/1/19

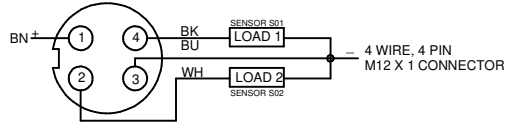
WORLD SWITCH INFORMATION

(PART NUMBER) **A E** (PART NUMBER)

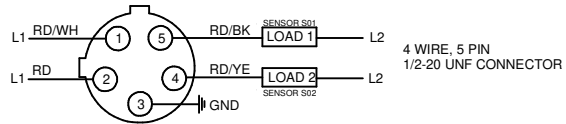
WORLD SWITCH ASSEMBLY

WORLD SWITCH SENSOR POSITION

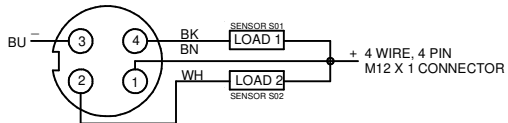
A DC TURCK 4-PIN (PNP)
#Ni2-Q6.5-AP6-0.1-FS 4.4x3/S304



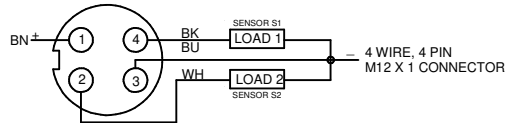
B AC/DC TURCK 5-PIN (N.O.)
#Ni2-Q6.5-ADZ32-0.1-FSB 5.4x4/S304



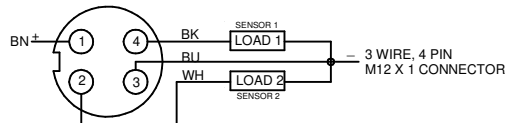
C DC TURCK 4-PIN (NPN)
#Ni2-Q6.5-AN6-0.1-FS 4.4x3/S304



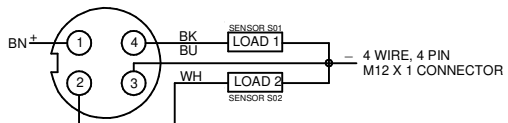
D DC PEPPERL & FUCHS 4-PIN (PNP)
#NBN2-F581-100S6-E8-V1



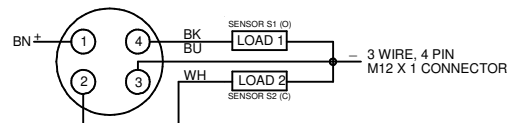
E DC BALLUFF 4-PIN (PNP)
#BES-Z02KR2-PSC20F-P100-S04



H DC TURCK 4-PIN (PNP)
#Ni2-Q6.5-0.1-BDS-2AP6X3-H1141/S34



J DC EFFECTOR 4-PIN (PNP)
#IN5374



SENSOR POSITION

E Sensor 01-Unclamped (Pin Extended, Load/Unload Position)
Sensor 02-Clamped (Pin Retracted)

R Sensor 01-Clamped (Pin Retracted)
Sensor 02-Unclamped (Load/Unload Position)

Note: Sensor 01 displays an amber LED. Sensor 02 displays a red LED

(DO NOT SCALE DRAWING)

WELKER
ENGINEERED PRODUCTS
800-229-0890 www.welkerproducts.com

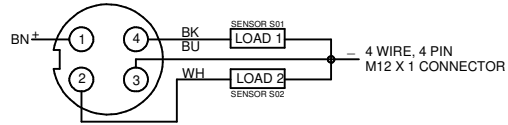
WORLD SWITCH INFORMATION

(PART NUMBER) **S E** (PART NUMBER)

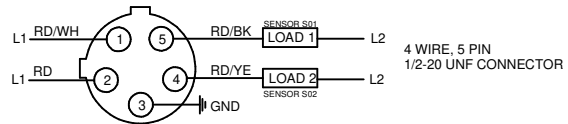
WORLD SWITCH ASSEMBLY

WORLD SWITCH SENSOR POSITION

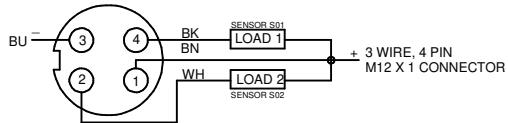
S DC TURCK 4-PIN (PNP)
Ni2-Q6.5-AP6-0.16-FS 4.4X3/S304



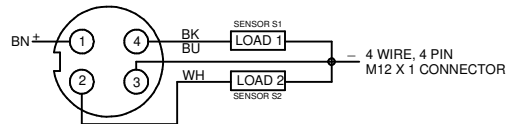
T AC/DC TURCK 5-PIN (N.O.)
Ni2-Q6.5-ADZ32-0.16-FSB 5.4X4/S304



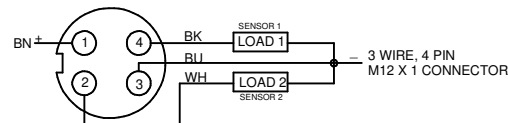
U DC TURCK 4-PIN (NPN)
Ni2-Q6.5-AN6-0.16-FS 4.4X3/S304



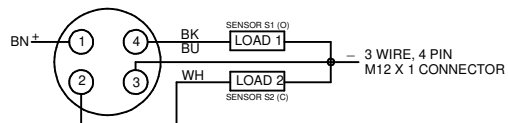
V DC PEPPERL & FUCHS 4-PIN (PNP)
NBN2-F581-160S6-E8-V1



W DC BALLUF 4-PIN (PNP)
BES-Z02KR2-PSC20F-P165-S04-V



Y DC EFECTOR 4-PIN (PNP)
IN5375



SENSOR POSITION

E Sensor 01-Unclamped (Pin Extended, Load/Unload Position)
Sensor 02-Clamped (Pin Retracted)

R Sensor 01-Clamped (Pin Retracted)
Sensor 02-Unclamped (Load/Unload Position)

Note: Sensor 01 displays an amber LED. Sensor 02 displays a red LED

(DO NOT SCALE DRAWING)

WELKER
ENGINEERED PRODUCTS
800-229-0890 www.welkerproducts.com